




BHAGIRATH PUBLIC SCHOOL

Summer Assignment | Class UKG

Name: _____ Section: _____ Roll No: _____

Happy Holidays!

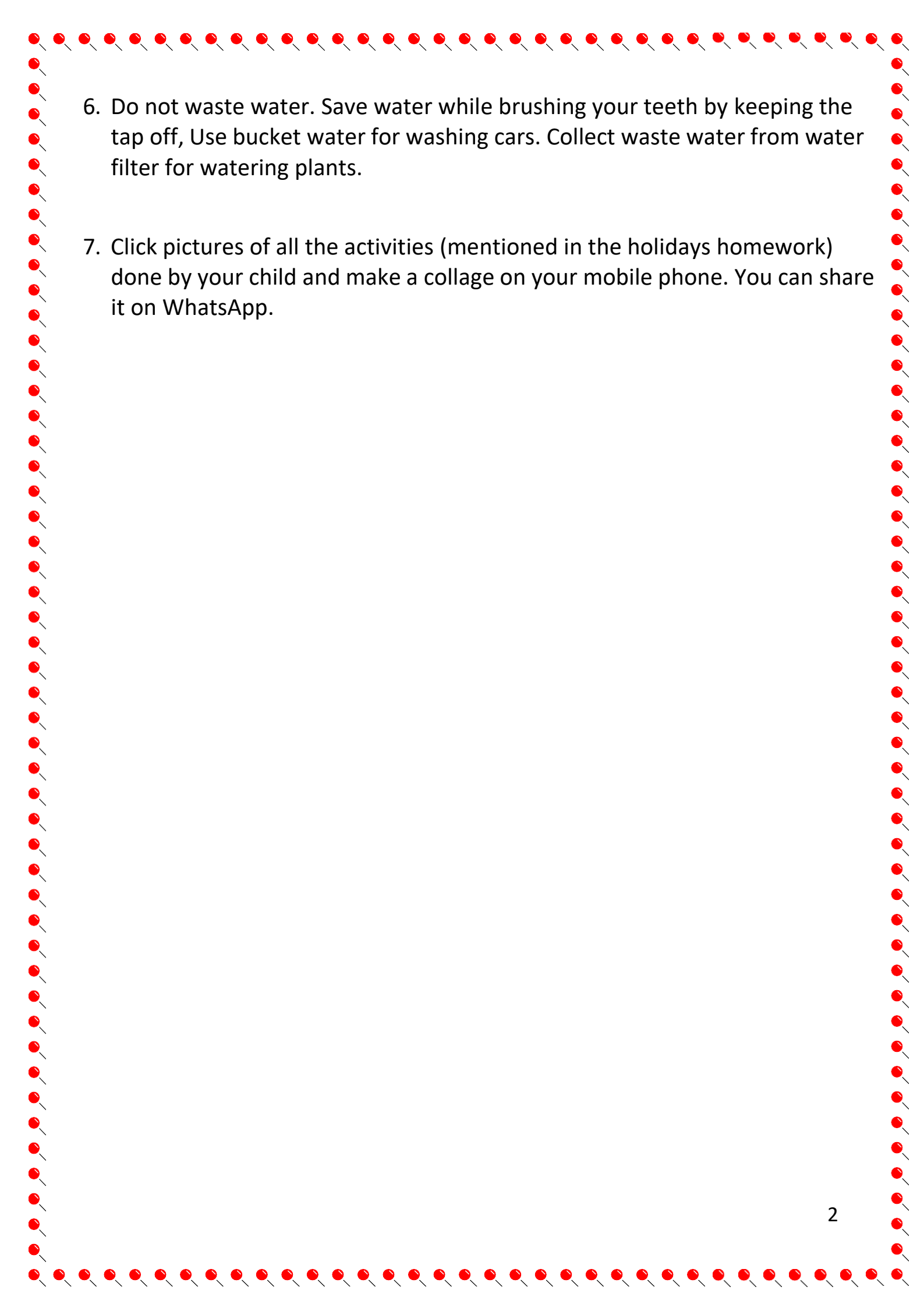
Here's wishing you all the joys of the summer season.



Have fun with your little one

Things to do during the Summer Break

1. Build Vocabulary- Today's readers are tomorrow's leaders.
 - a) Read out a story from the Story Book every day to your child
 - b) Help your child picture read a story to you every day.
 - c) Encourage your child to read and encircle sight words, such as I, am, my, you, the, to, is, for etc. in the newspaper, old magazines or books.
 - d) Tag and display sight words in your home, as we do in the class e.g. on a chair paste a paper with chair written on it, so that the child often reads it. Similarly, you can tag door, table, bed, cupboard, dustbin etc.
2. I am responsible- Help your child to be independent by allowing him / her doing the following:
 - a) Buttoning and unbuttoning the shirt.
 - b) Learning to wear shoes and socks.
 - c) Laying the table
 - d) Clearing the work area after the activity.
 - e) Folding clothes.
 - f) Watering plants.
3. Physical and emotional well-being.
 - a) These are times like no others. The children would have usually gone for the trips to their relatives houses or on a vacation. So please talk to your child and show pictures of different places and monuments, arranging for a virtual trip.
 - b) Play indoor and outdoor games like bingo, word-ladder, hopscotch, bounce the ball, catch the ball, ludo etc.
 - c) Physical exercises should be done every day.
4. Rhyme time.
 - a) Learn all the rhymes that have been done in the class.
 - b) Prepare an English rhyme on good manners.
 - c) Prepare a Hindi rhyme on trees / plants.
5. Make flash cards. (make separate flash card for each letter and number)
 - a) English alphabets 'a' to 'z'.
 - b) Maths numbers 1 to 10.
 - c) Hindi Vyanjans.

- 
6. Do not waste water. Save water while brushing your teeth by keeping the tap off, Use bucket water for washing cars. Collect waste water from water filter for watering plants.
 7. Click pictures of all the activities (mentioned in the holidays homework) done by your child and make a collage on your mobile phone. You can share it on WhatsApp.



Summer time

Summertime, summertime,
Let's go out and play.
Time for fun, and lots of sun I
love these kind of days.

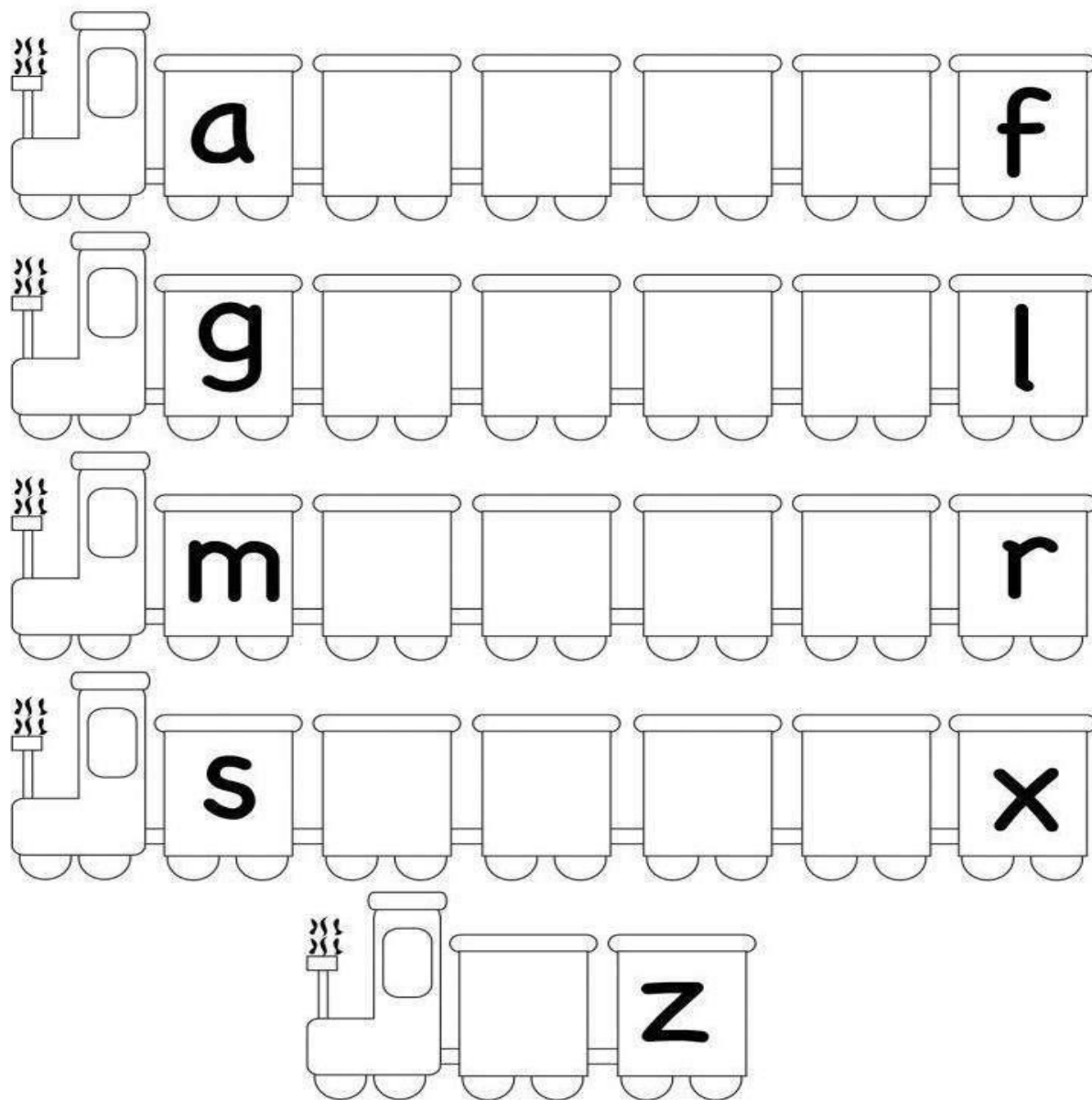
Summertime, summertime,
Swimming to stay cool, Pillow
fights,
And late night bites An
awesome break From
school.

Learn the rhyme on summer time.

Alphabet train


Chuk chuk chuk.....

Here comes the alphabet train. If you want a ride, fill in the missing letter.



Word Puzzle

Find the hidden 'a' vowel words & color them.



cat



van

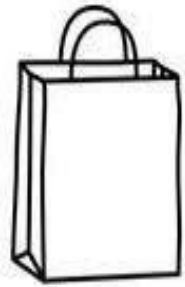


jam



pan

j	s	a	d	p
v	a	l	r	a
a	p	a	z	n
n	e	b	a	g
t	m	s	c	o
b	f	c	a	t
a	q	i	s	n
t	g	d	a	h
k	j	a	m	l
c	a	p	y	b



bag



cap




sad



bat


Finger printing Activity: Take red water colour, dip your finger and print it on the tomato. Colour vyanjan त्र




ColoringAll.com

नीचे दिए गए चित्र देखकर सही व्यंजन लिखो और रंग भरों।












Roll & colour

Take a dice, roll it for each row and colour your number.




Activity: Play a Board game of your choice using a dice.


Let's learn about left and right positions.
The hand which makes "L" is left and the other hand is Right.
Identify, circle and colour the selection.

← Left and Right Position →

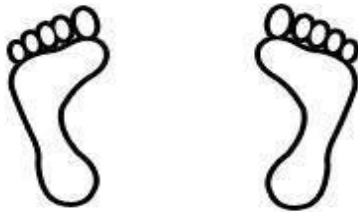
Circle the left hand



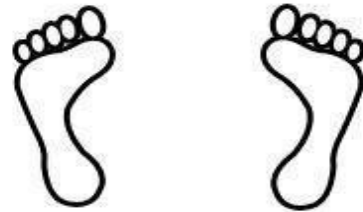
Circle the right hand




Circle the right foot



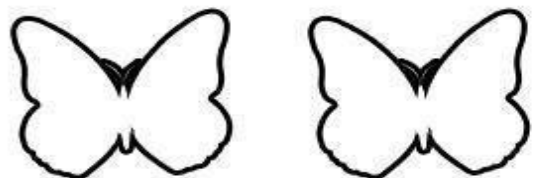
Circle the left foot



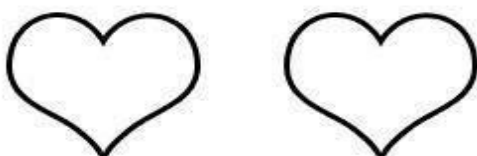
Circle the left leaf




Circle the right butterfly



Circle the left heart



Circle the right flower



Activity- Keep few things on your right and say their names.
Keep some other things on your left side and describe them.


Mouse maze

Let's colour the path with green crayon.



Help Mr. Mouse
find his way home

Start




Activity- Play the game "hide and seek" at home.

Water is a home to many animals in the form of sea.

Activity : Dip your finger tip in Blue water colour and trace the water waves.

Cut and paste pictures of water animals in the sea shown below.



Draw your favorite water animal and colour it.

We have 5 sense organs which help us to see, hear, smell, taste and touch.

Draw and colour objects which you see, hear, smell, taste and touch in the boxes given below

The worksheet features five rectangular boxes arranged in a grid-like pattern, each with a decorative scalloped top. The boxes are labeled as follows:

- I see..**: Located at the top left. A small illustration of two flowers is positioned between this box and the 'I hear..' box.
- I hear..**: Located at the top right. A small illustration of a bird is positioned between this box and the 'I smell..' box.
- I smell..**: Located in the center. A small illustration of a rose is positioned to the left of this box.
- I taste..**: Located at the bottom left. A small illustration of three strawberries is positioned between this box and the 'I touch..' box.
- I touch..**: Located at the bottom right.

Activity 1

- **My Feelings**

Let's learn about feelings and emotions by making fun craft. Draw faces showing common feelings and decorate them using your imagination. You can use toilet paper rolls, bottles, balloons or paper etc. Some ideas are given below.



How are you feeling today?

Pick up your feelings face and express yourself. Make a video and send it along with the Holidays Homework.

Activity 2

Outdoor activity- nature shapes

Let us get hands on with the nature. Wear a mask and go for a nature walk in a park or near your house, hunt for leaves, stones, twigs, and flowers etc. Collect them and arrange them in different designs.

- a) Stone collection: By arranging stones, you can create images.



- b) Grass collection: Collect and enjoy new shapes.



- c) Collect flowers, put them in a string, and enjoy the garland.




- d) Be creative and enjoy the magic.



Activity 3

Dear children, let's make a Fork Lion



Things required:

1. Brown colour sheet/Scrap file
2. Black sketch pen
3. Bangle (to make lion face)
4. Orange water colour
5. Fork

Step1-Take a bangle/round object to make a circle with the black sketch pen

Step 2-Paste (googly eyes) or draw lion eyes, nose and moustaches with black sketch pen to complete a lion's face as shown .

Step3- Dip a fork into orange paint and go around the outside of the circle.

