



BHAGIRATH PUBLIC SCHOOL

AFFILIATED TO CBSE, NEW DELHI(10+2)

Class- NURSERY Session 2024-25

Summer Holiday Homework
Hurray ! Its time to enjoy the break

DEAR PARENTS,

As summer vacations have begun, some fun filled activities have been planned for the tiny tots. All these in addition to the 'quality time' spent by the parents with the children, as they guide them through these activities, will indeed makes their vacation time more fun and fruitful.



As it is rightly said;

“A LIFE WITHOUT LOVE IS LIKE A YEAR WITHOUT SUMMER”

Summer Tips:-

1. Dress your children in loose, light colored clothes.
2. Take them for outdoor activities in the morning and evening hours.
3. Keep your children hydrated. Make them drink lots of water.

4. Help your children learn new things through exploring their interests.

5. Books are children best friend. Create your child's interest in different colorful books.

6. Motivate your children to speak golden words.

(Please, Sorry, Thank you, May I, Excuse Me, etc.)

7. Have a bed-time story session with your kids.

So, it's the time for summer break to enjoy the following activities:-

1. Art and craft:-

- a. Protect your table with this fun activity and make a **"Table Mat"**.
- b. **Beach In a Box:** Fill a box with sand or brown sugar & add small plastic toys like seashell, toy fish, and boats. Let their imagination set sail.
- c. Vase Vegetable Printing.
- d. Make a beautiful **"Wall Hanging,"** using like tree, twig, string, Ice-cream stick. Think of a new & Creative ideas.
- e. **Sponge Sweet:** Cut a cardboard into ice-cream cone shape. Dip a sponge into paint. Press the sponge on the Cardboard cones to create the ice-cream scoops. Enjoy your tasty sponge painted treat.

2. EVS :-

- 1- Plan out a trip with your family and friends collect all the photos, tickets of bus, train, aeroplane, movies, etc. and other things then create a beautiful "Scrapbook of Summer Memories" and paste on it.
- 2- Use your creativity & help your child to make any fruit of his/ her choice on A-4 size sheet and make him learn any two lines on it along with introduction .

3- Every 3rd Sunday of June is being celebrated as Father's Day so help Your ward to prepare a non- fire dish.

4-FUN ACTIVITY

APPLE: Ear Bud Impression using red colour.

MANGO: Finger Impression using yellow colour.

5- Make a Creative House with the help of ice-cream/ kulfi sticks on cardboard.

3- MATHS

- a. Use your Creativity & make an object which is Square & Circle in shape.
- b. Paste a match stick on given patterns.
- c. Fun with Patterns- Draw Different Patterns on the floor using coloured chalk and encourage your ward to walk on the lines by spreading their arms and balancing themselves.
- d. CLAY MODELLING: Make a Number on clay 1,2,3.
- e. Make a number wheel 1-10.

4.ENGLISH

- a. Make a video on “MY SELF” (5-6 lines and also record a video of it.)
- b. Encourage your child to use simple sentences on daily basis.
 - *May I come in?
 - *May I drink water?
 - *May I go to washroom?
 - * Good Morning, Good afternoon.
- c. Paste any two pictures related to letter I,L,T.
- d. Learn any 10 Action Words (for example- Up , Down ,Jump , Sit.
- e. Prepare Flash Card for story telling
on any one : Thirsty Crow, The Greedy Dog, The Hare And Tortoise.

5. HINDI- हिन्दी

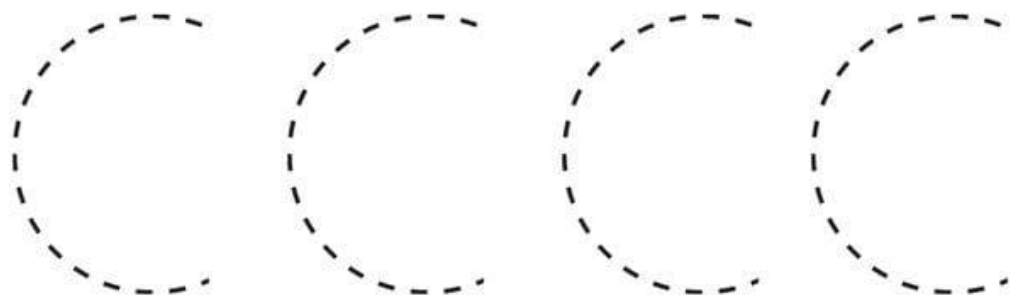
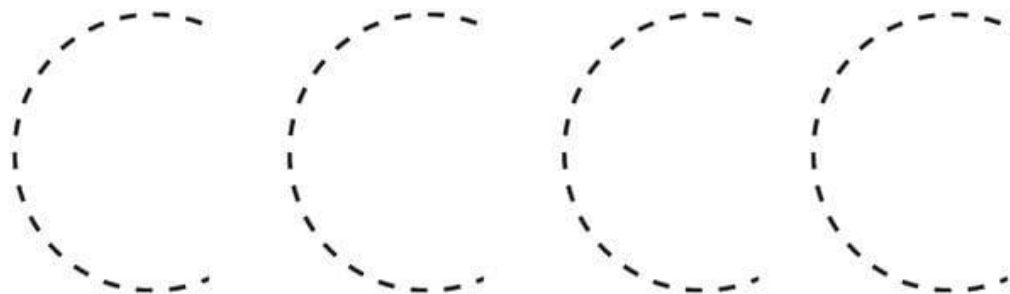
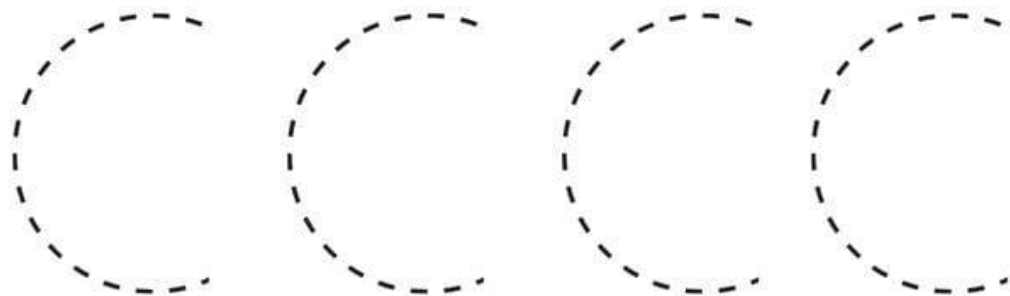

- * मेरा परिचय पर विडिओ बनाए (4-5 लाइन)
- * गमीँ के कोई एक फल का चित्र को आकर्षित बनाए (A-4size sheet)
- * प्रार्थना याद करो। नीचे दिए गए लिंक से
<https://youtu.be/ATqpMqcSwAw?feature=shared>
- * अ स्वर के कोई पांच चित्र को आकर्षित बनाए।
- * अ से ऊ तक याद करो।

Worksheet




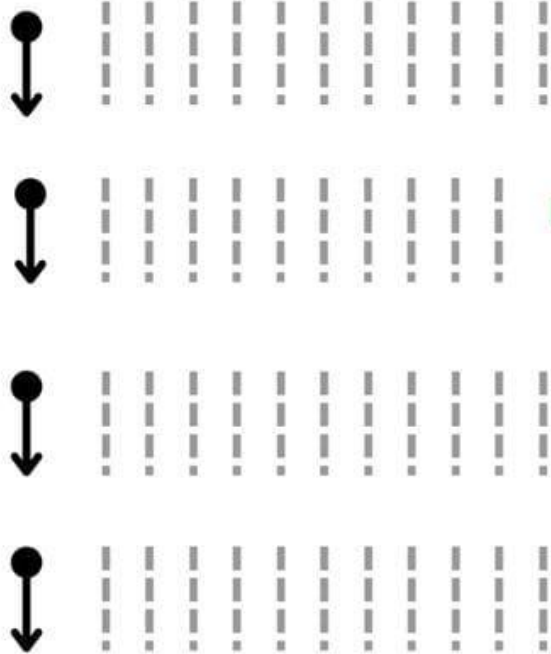
Go over the slanting lines and colour the picture.



Trace Curved Lines



Trace Standing & Sleeping Lines

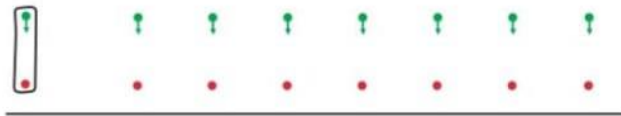



Trace Curved Lines

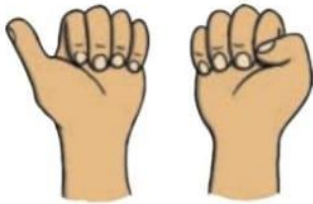


All About Number 1

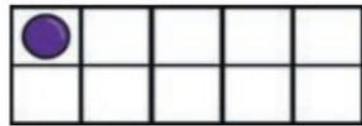
Number Formation Activity




How many fingers are being shown?



How many counters are in the ten-frame?



How many elephants can you see?



How many cars can you see?

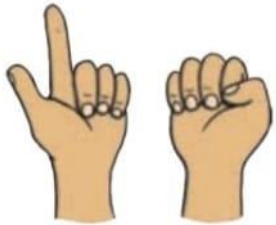


All About Number 2

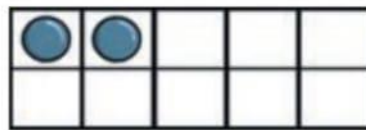
Number Formation Activity




How many fingers are being shown?




How many counters are in the ten-frame?



How many cats can you see?



How many apples can you see?

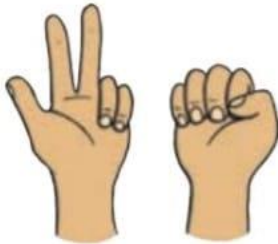


All About Number 3

Number Formation Activity




How many fingers are being shown?



How many counters are in the ten-frame?





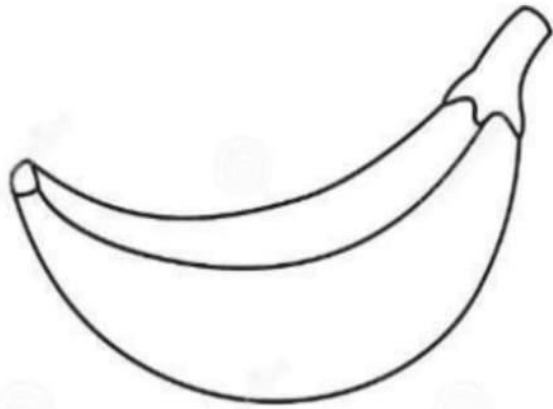




How many boats can you see?



How many dogs are there?



Colour the fruits



Make a collage with the help of bits of paper.



